DWG NO. C-110672

USED ON –

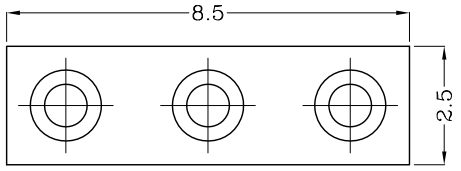

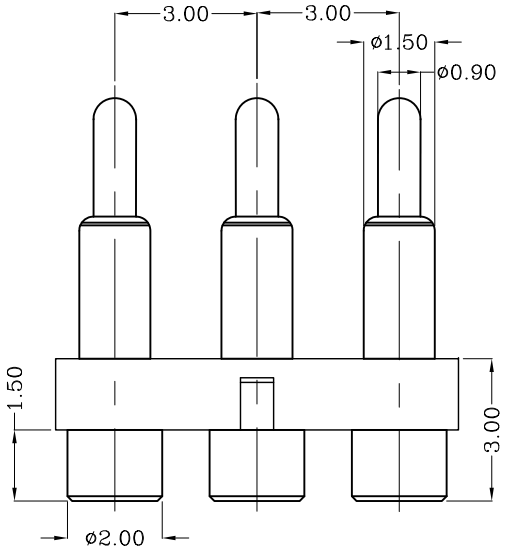

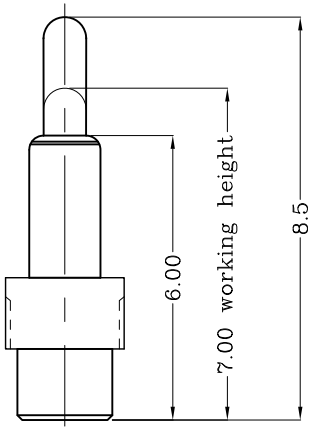

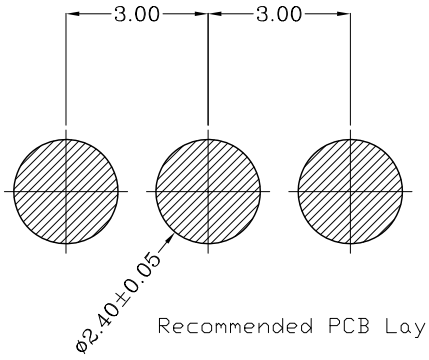

Recommended PCB Layout

Notes:
1 Material, Housing: PA 4.6 (30% Glass Filled)
Color Black.
Contact: Brass
2 Mechanical demands:
Plating Plunger: Min 0.4um Au over 1.4um Ni
Plating Body: Min 0.1um Au over 1.4um Ni.

110672-3

PART NUMBER

DIMENSIONS IN MM
TOLERANCES UNLESS
OTHER SPECIFIED
0 = ±-
0.0 = ±0.15
0.00 = ±0.10
0.000 = ±
ANGLE: ±1°
SURF TEXTURE: 3.2
REMOVE BURRS. BREAK
SHARP EDGES R0.05 MAX
DO NOT SCALE PRINT

MATL	HT TR	FIN
1	—	—

DWN	APVD	
Qin		top-link Electronics Top-Link Electronics Ltd.
CHK	REL	

NAME: POGO 3P
PGC-1.5-8.5-R-3P-3.0PH

SCALE	A4	DWG NO.	SHEET	REV
1:1		C-110672	1 OF 1	1

LTR	REVISION RECORD	APVD	DATE
	NEW		2010/12/31

LOC –
DIST –

THIS INFORMATION IS CONFIDENTIAL AND IS DISCLOSED TO YOU ON CONDITION THAT
NO FURTHER DISCLOSURE IS MADE BY YOU TO OTHER THAN TOP-LINK PERSONNEL WITHOUT
WRITTEN AUTHORIZATION FROM TOP-LINK LTD.

D C B A

4 3 2 1